
FSL
佛山照明



			202	
	1,361,994,647			A
1300	1,348,994,647		10	
1	0			

.....	2
.....	
.....	11
.....	39
.....	557
.....	8
.....	9
.....	104
.....	104
.....	1010

--	--

	2023		2022		2021
	Actual	Budget	Actual	Budget	
Total					

--	--	--	--	--	--

			.59%
			3.2%
			2.51%

--	--	--	--	--

		1,717	11.82%
		13.27%	1.2%
		929	7.53%
		113	-7.08%
		14	28.57%

		1	20.73%
		788	0.3%
		32	22.15%
		297	19.53%

--	--



0 2

%

%

0

0 7

%

0 0 2

%

0 6 9

0 9

0 8 2

%

0

8 2

%

0




--	--	--	--	--	--	--


--	--	--	--


2021 1 1


4.59













Grey bar at the bottom of the table.

Grey bar on the left side of the page.

Grey bar on the left side of the page.







2022	12	31		
			3	
2			20,110.4	,510.4

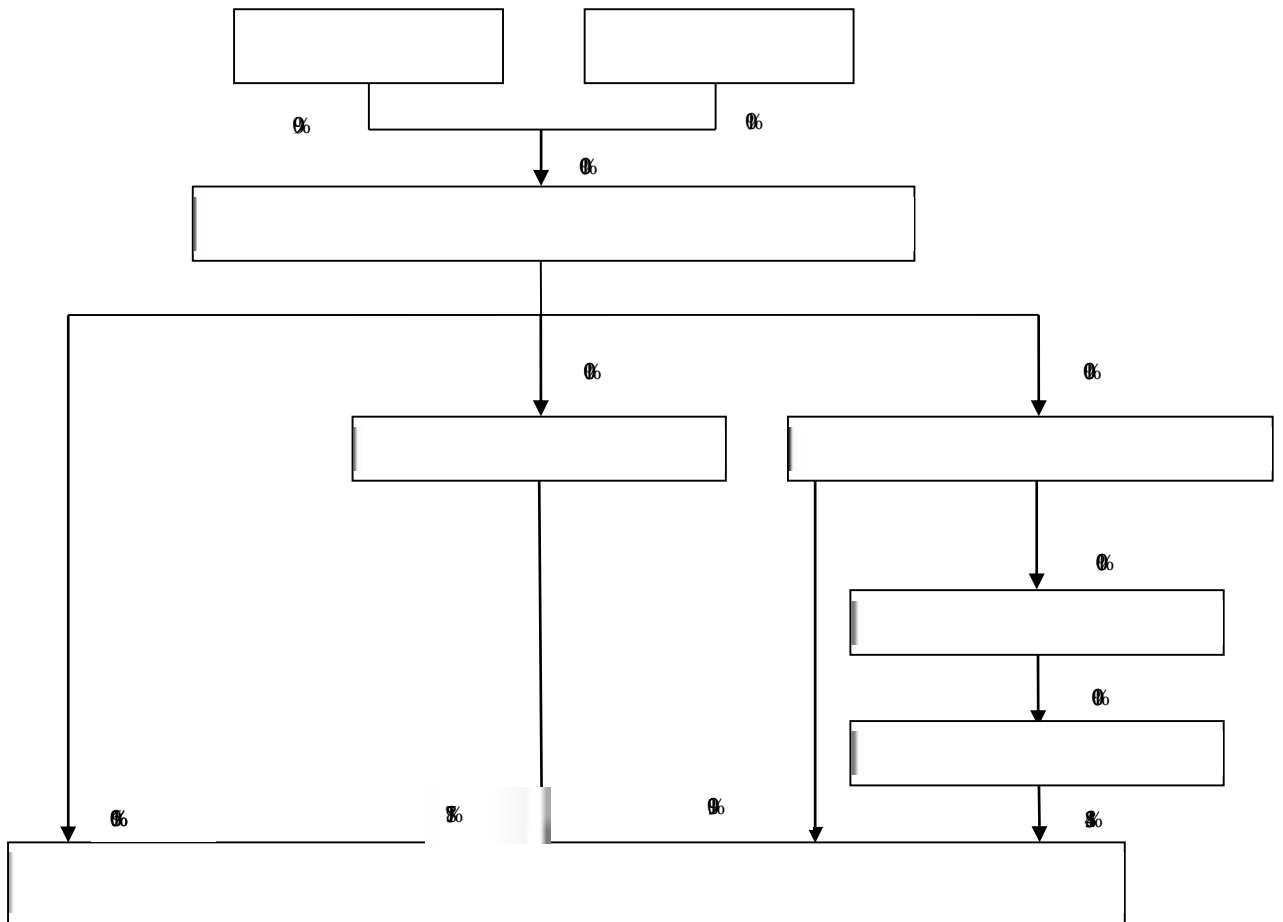


			2,0 00							241. 35						









61.	2022	8,759,965,275.96
8,494,775,305.34	96.97%	

2022 12 31
123,482,923.86

2,044,253,865.62

()

1

2

3

4

5

2022 2 28


21.48%

4.06

1

2

6



9 6

9 0 0 9 0 9 3

A 9 9 1 3 9 7

3 9 B 9 8 8

6 0 2 1

9 A 9 9 0 8

9 0



W

6

0

E

NI

3

1

2022

2022 12 31

1 1 12 31

12

1.

2

1.

2

3

4

5

2

3

2

1.

()

2



1.

1

2

2.

3.

4.

1

2

1

1.

12

12

2.

2

14

1

1

2%

3

1

2

3

1 1	23%
1-2	10%
2-3	30%
3-4	50%
4-5	80%
5	100%

1

1

2%

1

1

1.

2.

3.

4.

5.

)

(

M ûAÑGÿ F XcTt *ÄÖ

1.

12

7

2.

22

3.

20%

20%

50%

1.

2.

2

1

1

2

3

2

1

17 -

2

3

4

1

2

3

4

5

7 -

12 -

16 -

20 -

1

2

3

3.




1 0

0

0 1 1 %

2				0	2	0	2		0
0	1	1			0	1	1		%
3									0
1			0	1	1				%
4						0	1	1	
									%
5	2022	12	19				2022		
							GR202245001221	2022	2024
									15%
6	2021	11	30						
							2021	237	
GR202145001045				2021	2023				15%
7				2008	12	16			GR200844000020
							GR202044006337	2020	12
									9
	2020	2022							15%
8								2015	10
							GR201544001238	2021	
GR202144008779				2021	12	20		2021	2023
									15%
9				2022					
								GR202244003711	2007
									2022
1	1								15%
10	2022	12	14						2016
									32
									2016
									195
									15%
11							2021	12	31
GR202144008851				2022	2024				15%



		0	%	1
		0	%	2-3
		0	%	1
		0	%	1
		0	%	1
		0	%	

--	--	--

2014

405,620,123.64

2022

9.52%1.14%

2%15.31%

‰

1,000

0 1 3

0

A		
B		

C		
D		
E		
F		
G		
H		

	3	3	3	3
	3	3	3	3
		3	3	3
	3	3	3	3

	3	3	3	3


	5	5	5	5
	5	5	5	5
	5	5	5	5
	5	5	5	5
	5	5	5	5
	5	5	5	5
	5	5	5	5

	5	5	5	5
	5	5	5	5
	0	5	5	0
	5	5	5	5

	2,015,77.71	1,915,052.3
	1,817,585.50	545,215.31
	1,475,258.57	7,507,47.30

--	--	--

--	--	--	--	--	--	--	--



/						
	0	06		0	0	06
	0	06		0	0	06
	0	06		0		06



	253,44,528.98	217,818,947.11
	48,19,909.92	41,91,181.03
	23,802,294.29	20,489,882.18
	10,81,50.48	9,8,74.93
	8,318,833.90	5,070,88.4
	7,40,254.55	,85,771.02
	,308,994.29	,980,479.30
	3,790,883.2	2,802,839.41
	2,773,339.5	2,722,348.51
	1,3,038.99	4,477,445.47
	41,784,81.00	33,342,014.75


--	--	--

--	--	--

	10,922,141.99	102,84,488.55
	509,93,013.98	438,529,743.34
	7,125,482.81	7,338,71.52
	12,154,705.29	14,504,737.18
	79,115,55.08	57,320,573.4
	-98,273.19	-77,714,217.87
	9,285,315.4	-251,15.05
	9,518,428.58	-4,495,539.89
	22,311,20.70	12,729,250.18
	-10,33,954.02	-33,313,980.81
	-,125,417.7	1,357,779.25
	-77,703,091.99	8,757,301.94
	-2,,433.29	-41,037,550.29
	434,804,727.8	-492,03,920.1
	-318,788,452.2	-75,245,835.03
	1,04,888,320.9	433,473,948.34
2		
3		
	1,945,971,307.2	1,940,209,052.92

	1,940,209,052.92	1,39,319,225.08
	5,72,254.34	570,889,827.84

0 0 2 0 2 3





2

1

0

2 3



()

,

1

2



	5	5
	5	5
	5	5

8.1


0 0
 06 5 5
 5 / 0 06

8.2

8.3

-		3,774,18.39	1,514,111.47

		2,805,991.79	5,119.84	4,15,75.0	
		2,754,557.10	82,3.71	7,53,111.98	22,083.3
		2,049,187.54	2,394.38	5,752,518.74	172,575.5
		703,25.00	103,815.51	70,784.00	4,301.49
		9,790.40	,979.04	9,790.40	20,093.71
		582,275.0	11,45.51	93,811.81	4,90.59
		54,2.00	1,398.78	2,21,178.80	78,35.3
		457,703.9	45,770.40	,455,385.93	193,1.58



		52,101,81.43	
		449,283.50	798,49.0
		129,250,43.4	13,292,707.38
		3,038,287.38	2,417,521.87
		773,40.05	1,337,304.32
		73,000.00	
		99,115.04	178,185.14
		4,375.00	
		4,520.40	118,352.30
		14,010.00	
			12,370,475.74
			3,825,018.07
			57,218.00
		120,352,181.20	120,352,181.20
		3,21,344.40	1,72,24.40
		2,359,738.14	298,300.4
		1,037,278.57	1,008,558.2
		84,938.10	
			391,025.00
			202,103.81
	()	59,428.00	59,428.00
			3,233.00
			2,303.0
		314,445,419.7	308,948,77.33

1

2015 12 4

2

1

2

2021 11 4

1

1

2

2

3

2021 10 27

2

2015 12 4

2

1

2

3

2021 11 4

1

2

3

2021 10 27

3

2015 12 4

2

2021 11 4

4

1

2

3

2021 10 27

5

1

2

3

2021 9 28

2021 10 27

????????????????????

????????

??????????

2

3

4

??

2021 10 27

1

3

2021 10 27

((1

2009 5 27

22

3

2022 4

1,987,021.16

2022 0604 20844

2022 11 2

1

1,881,849.00 2

3

2023 06 1205 2023 3 27

152,339.88

4

2022 8 2,427,830.95

2022 0604

32528 2023 2 21

184,212.00

5

436.13

200

436.13

2022 5 7

2022

5 27

202

2022 6 15

2022 7 13

2022 9 1

9

2022 12 30

6

1

77,932.00

405,461.00

25,337.10

26,000.00 2

34,822.00

401,029.00

23,385.81

24,000.00

3

309,793.00 1,595,680.00

2023 4

7

4,384,929.27

2022 0604 21387

2022 11 3

1

4364929.27 2

3

4

5

2023 1 9

2023 2 13

449,788.82

0

3

1				0	0
2				0	0
3				0	0
4				0	0
				0	0
				0	0
				0	0
				0	0
				0	0

1

0

0

0

0

2

1

0

2

1

0 2 0 0 2 0

2 0 5 8

■ -L-0 0

0 0

0

/

■ ■

■ 0 0 1 0 0 0 0

0 0 4 2 0 4 2 0 0 4

2 0 0 2

0 0 2

0 0 2 0

4 0 6 2

■ -L-0 0 9

0 0

8 0

/

0 6 3 2 0 6 3 -
 0 6 3 0 0 4
 3 -0 2 3 0 0 0
 0 0 0 0 0 0
 0 0 2 1 0 2 1 0 2 1
 0 6 5 0 6 5 0
 0 0 0 0 0 0
 0 5 0 5
 0 2 0 0 2 0
 3 0 0 0 0
 0 2 1 0 0 0
 2 0 0 0
 1 0 0 0
 1

() 2023 A

2023 3 14

2023

A

35

A

30% 408,598,394)

109,455.18 ()

()

()

()

A

5%

1,300.00

0.95%

2022 1

		LED		
	5,240,011,434	3,579,885,721	-59,931,886	8,759,965,275
	4,139,363,944	3,145,045,565	-60,438,008	7,223,971,501
	2,467,060.	1,309,748.	-1,309,748.	2,467,060.
	-17,343,728.	2,003,200.	-64,235.2	-15,404,763.
	-45,335,149	-46,182,229		-91,517,378.
	232,221,176	375,867,590		608,088,767
	257,921,463	130,307,220	-6,511,000.	381,717,683
	21,687,405	9,039,564	147,358.1	30,874,328
	236,234,057	121,267,656	-6,658,358.	350,843,355
	9,573,672,136	6,579,901,330	-866,512,347	15,287,061,119
	3,897,838,225	2,826,270,746	-37,394,683	6,686,714,288

60%

60%

2022 8 29

2022

A				





--	--	--	--	--

--	--	--

	4.13%		
	4.12%		